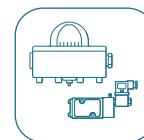

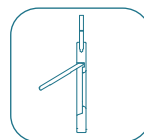
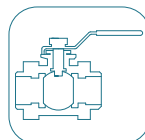
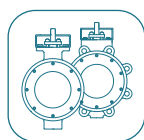



## Y-strainer

Fig.826



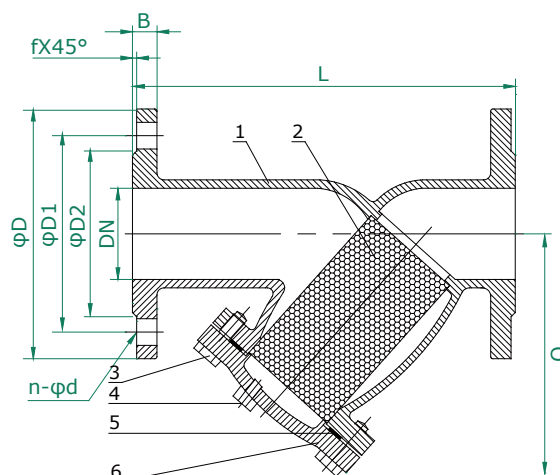
[www.coreline.dk](http://www.coreline.dk)



# General information

## Main material part list

No.	Name	Material
1	Body	GGG50/CF8M
2	Screen	SS304/SS316
3	Bolt nut	SS304/SS316
4	Plug	SS304/SS316
5	Cover gasket	Silicone
6	Cover	GGG50/CF8M



## Technical specification

Design standard:	DIN3356
Face to face dimension:	DIN3202-F1
Flange drilling standard:	EN1092-2 PN10/PN16.
Test and inspection standard:	DIN3230
Maximum allowable temperature:	GGG50/WCB: ≤ 90 °C CF8M: ≤ 120 °C
Surface coating:	Standard C3 for GGG50/WCB strainers; Original SS color for CF8M strainers.

DN	L	D	D1		D2		n-φd		f	B	Q	Plug thread
			PN10	PN16	PN10	PN16	PN10	PN16				
50	230	165	125		102		4-φ19		3	19	140	G1/2"
65	290	185	145		122		4-φ19		3	19	153	G1/2"
80	310	200	160		138		8-φ19		3	19	178	G1/2"
100	350	220	180		158		8-φ19		3	19	196	G1/2"
125	400	250	210		188		8-φ19		3	19	240	G1/2"
150	480	285	240		212		8-φ23		3	19	287	G1/2"
200	600	340	295		268		8-φ23	12-φ23	3	20	357	G1/2"
250	730	405	350	355	320		12-φ23	12-φ28	3	22	452	G1"
300	850	460	400	410	370	378	12-φ23	12-φ28	3	24.5	520	G1"
350	980	520	460	470	430	438	16-φ23	16-φ28	4	27	613	G1"
400	1100	580	515	525	480	487	16-φ28	16-φ31	4	28	691	G1"
450	1200	640	565	585	540	560	20-φ28	20-φ31	4	30	765	G1"
500	1250	715	620	650	580	610	20-φ28	20-φ34	4	32	850	G1"
600	1450	840	725	770	690	727	20-φ31	20-φ37	4	36	986	G1"

# Coreline

## CORELINE LTD.

The contents of this catalogue are confidential and proprietary to Coreline, we reserve the right to change the specifications without any notice.

Add: No.210 Xinyuan Road, Ehu Industrial Park, 214116 Wuxi, China

Phone: +86 510 8852 5336

Http: // www.coreline.dk

E-mail : mail@coreline.cn